



**KINGDOM<sup>®</sup>**  
**DYED VENEERS**



— 1909 —

WILL

**MATERIAL SAFETY DATA SHEET**

Ver: 1/2024



## MATERIAL SAFETY DATA SHEET



### *Material Bonafides*

Real Natural Wood Veneer dyed throughout the thickness.

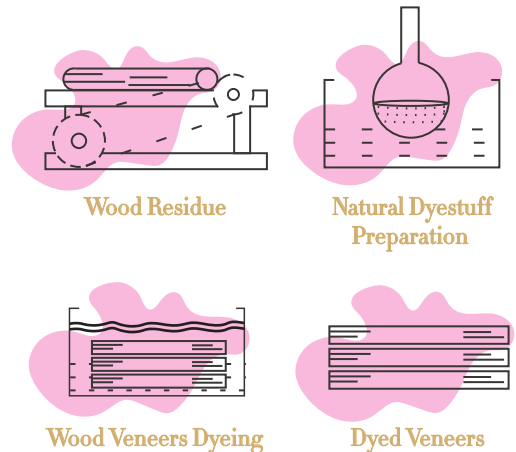


### *Dyeing Process*

The dyeing process is by immersion, so the color penetrates throughout thickness and is not eliminated when sanding.

The dye bath containing veneer is put into closed pressurized chambers until the wood absorbs the amount of color that is desired. When the color is absorbed, the pressure is released and the veneer is removed. The veneer is then washed with water until there is no bleeding and then dried with our continuous press drying process, resulting in highest shine on Surface & Lowest tolerance on Flatness of Wood Veneer in the Industry.

This immersive method results in consistent color not only on surface but also in the veins and complete thickness of the Veneer. Not to mention, being natural product it is not possible to have natural logs in same color tones. A certain color variation between different logs and hence different batches must be accepted.





## *Recommended use*

The best application for the material is glued or press-bonded to substrate of your choice like MDF, Plywood, Chipboard, Fleeceback, etc. to have a wood finish appearance.

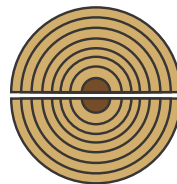
Using Acrylic based wood polish to apply on Dyed Veneer surface is a must. And we recommend ICA<sup>®</sup> and SIRCA<sup>®</sup> special UV resistant wood polish specially made for Dyed Veneers. Please refer Dyed Wood Veneer Protection Cycle Polishing manual (Annexure I) for the same.



## *Opus*

Wood veneer is produced from hardwood and softwood veneer grade logs by peeling and slicing thin layers. Kingdom's all dyed veneer products are dyed in water, according to the international standards.

The product's fibres are cleaned with chemical treatment and colour is applied by low environmental impact acid dyes approved internationally.



## *Hazardous Observations*



When the wood veneer is shipped by the manufacturer, regardless of Natural / Dyed form, it is not classified as hazardous.



However, wood veneer material is inclined to chipping hence use of gloves is recommended while handling. Furthermore, downstream activities like sawing, drilling, sanding leads to creating small particles as chips or wood dust that can cause irritation to nose and throat. Hence use of dust filter mask is recommended while doing so.



The dyestuff used in our production are composed by of water-soluble powders and are not dangerous or hazardous for human health or environment. They do not cause any illness or disease merely by handling it or post application use also, with approved wood finishes.



They do not hold any cancer stimulating substance.



They do not contain any chrome, lead, mercury, cadmium or arsenium.



All the chemicals used comply with the international compliance to the health and safety norms. The chemicals are free from 11 priority group identified by ZDHC (Zero Discharge of Hazardous Chemicals) and comply with ZDHC level 3,1 standard.

## *Storage and Handling*



Veneer must be stored in an appropriate way. Warehouses with cool, dry and well ventilated areas, having controlled humidity levels ranging within 40% – 60%, are recommended. Use of Black color non transparent film at all times covering the wood veneer from all sides is highly recommended.



Surrounding temperature should stay in the range of 14-24 degree Celsius.



Direct contact with water and exposure to sunlight & bad weather must be avoided. Failing to which leads to color variations on the veneer itself. Keep veneer stock away from sources of heat, flames, sparks or incompatible materials.



General hygiene should be followed as not smoking in the work areas. Not to eat, drink or store food in work areas.



Need to wash hands thoroughly after handling this product and before eating.



No particular handling procedure is required but use of gloves while handling is advisable.



The material to be shipped is packed according to standards. Packing procedures and techniques are to be applied taking into consideration a general optimisation and safety of the goods. Use of Black color non transparent film at all times covering the wood veneer from all sides is highly recommended.



## *Health and Safety*



Toxicity of wood veneer product pertains to the wood dust formed by the machining of the raw product only. Hence to minimise or to avoid overproduction of wood dust, use exhaust transport device for removing dust at the source and use dust bags for all power tools that may produce dust.



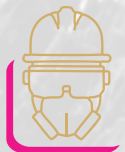
Protecting airways and mucous membranes from the sanding dust is must.



Work areas should be cleaned daily at least once and wood dust should be removed by vacuum cleaning or wet sweeping method.



Wear comfortable clothing covering full body and wear gloves. Do not scratch or rub the skin if it becomes irritated.



In case of dusty conditions, especially if exposure to wood dust is not controlled during the polishing of the veneer, then its advisable to get the dust filter mask. While operating machining tools wear tight fitting glass to protect eyes from hovering chip fibre cuts.



### *First Aid Measures*

In unlikely and unfortunate events such as :-

- + in case of inhalation of wood dust, get some fresh air for comfortable breathing and if respiratory symptoms persists then get medical advice.
- + In case of contact with optical mucous, wash contaminated eye with warm water for two minutes keeping eyelids open. If eye irritation persists get medical advice.
- + In case if skin irritation or rashes after wood dust, contact wash thoroughly with warm water and mild soap for two minutes. In case of persistent rash or irritation get medical advice.



## *Fire Precautions*

Wood is inflammable, but not spontaneously.



Wood and wood dust are not explosive, however incineration is possible in presence of free flame or temperature higher than 100 degree Celsius. Dry wood dust in high concentrations can be explosive. Burning or smoking veneer generates carbon dioxides and other pyrolysis products, typical of burning organic material.

In case of fire, evacuate the area. Use water spray or for to prevent dust formation and minimize the risk of explosion. Fight fire from safe distance or a protected location from upwind to avoid hazardous vapours or gases.



## *pH*

pH between 5.5 and 7.5 (on delivery)





## *Moisture Content*

The moisture content should be close to that of the substrate to which it is to be applied. Generally its 10-12%. Wood has tendency to swell due to its water properties, therefore the humidity factor must closely monitored in order to avoid splitting, buckling or wrinkling of the veneers at the moment of gluing.



## *Concerning facts & Measures*

In people's mind, major hindrance in using wood veneers, is concerns over yellowness / fading color tone over the period. But, just like all other materials, all wood veneers (irrespective of Natural, Dyed and Reconstituted) also will slightly alter in color due to exposure to Ultraviolet (UV) light, or fading, or ageing of the wood.

To limit this concern, strict avoidance of direct sunlight on veneer is must. Secondly, use of only ICA<sup>®</sup> and SIRCA<sup>®</sup> made non-yellowing finishes / coating containing UV inhibitors (especially made for Dyed Veneers) are highly recommended to resist such waning. For better understanding, kindly refer our advisory finishing manual on dyed veneer polishing.



## *Stability and Reactivity*

Not reactive under normal condition of use.

Chemical stability is not a concern under normal conditions of use and storage.

Wood dust is incompatible with oxidising materials.



## *Ecological*

No known environmental effects or hazards for living organisms. It does not cause pollution or long terms adverse effects in the environment. The wood and the wood dust would be expected to be biodegradable.



## *Disposable Consideration*

Wood veneers are not normally treated with preservatives hence therefore there are Eco toxicity issues related to waste handling, or special precautions for landfill and incineration.- Dry land disposal or incineration is acceptable is most areas. You can contact local environmental authorities for approved disposal method in your jurisdiction.

Kingdom, a company full of dedicated wood junkies, came to be as part of the FSD Group.

We have been tripping on **wood for 114 years**. We have rolled with the times but we kept wood passion burning by exploring various things till date. Because we know that the only way to keep perfecting wood is by remaining high on it.

We are India's largest wood dealers, with interests in wood, wood-based raw materials such as Timber, Decking, Sliced Natural Veneer, Dyed Veneer, Reconstituted Veneer, Wood Slabs, Wooden Flooring, and Decorative panels.

We have 3 warehousing facilities of which 2 in India and 1 in Dubai with total of 5 million sq. mtr Veneer flitch stock. We regularly **export our veneers worldwide from our Centralised Dubai Warehouse** to leading wood veneer distributors, furniture companies, and project owners.

***Sliced Natural Veneer*** – In woodworking, Veneer refers to thin slices of wood, of which thickness usually ranges between 0.3mm to 3mm of the popular species such as Oak, Walnut, Cherry, Ash, Beech, Maple, Birch, Rosewood, Sycamore, Sapeli, Mahogany, Koto, Makore etc.

Veneer is obtained by 'peeling' the trunk of a tree. The appearance of the wood grain and figure comes from slicing through the growth rings of a tree and depends upon the angle at which the wood is sliced. If you are wondering how a particular grain will flow in a log, without compromising on timber, then we are the people you should come to...!

**We buy our own Wood Logs directly** from Plantation Owners and Custom Cut them in US / EU / Asia and thereby ensure we are **competitive in our product pricing without compromising on quality** at all levels.

***Dyed Veneer*** – We have our own manufacturing factory in India with state of the art European Technology for Veneer Dyeing, to let the natural veneer soak into the color of your choice. Yes, **YOUR CHOICE!** The dyeing process is by immersion, so the color penetrates and is not eliminated when sanding. The dye bath containing veneer is put into closed pressurized chambers until the wood absorbs the amount of color that is desired. When the color is absorbed the pressure is released and the veneer is removed. The veneer is then washed with water until there is no bleeding and then dried with our Continuous press drying process. **This immersive method results in consistent color not only on surface but also in the veins and complete thickness of the Veneer.**

When you witness our dyed veneer range, it will take you higher than you have ever been, where you will experience state like fading buzzes, vaporizing thoughts, dripping in senses and eventually witnessing a WOW moment. So get ready to blaze into the state of Trance with our Dyed Veneers.

# KINGDOM<sup>®</sup>

## DYED VENEERS



**PREMIUM  
VENEERS**



**IRON  
PRESSED**



**100%  
PRODUCT  
CONSISTENCY**



**CONTINUOUS  
PRESS DRYING**



**VISIONARY  
COLORS**



**IMMERSIVE  
DYEING PROCESS**

### Dubai Warehouse:



**Kingdom Resources DMCC**  
PO. Box 115 605  
Ramool Street 9 | Community 215  
UMM Ramool | Dubai-UAE  
[www.kingdom.me](http://www.kingdom.me)

### KSA Distribution Centre:

**KINGDOM RESOURCES LIMITED COMPANY**  
6709, 4322, 11425, AL- Jarani Riyadh  
Al - Sulay District, Next to SMSA Warehouse  
Riyadh, Kingdom of Saudi Arabia

### India Warehouse: Delhi Distributor

**Supreme Wood Suppliers**  
Property No. 3 | Khasra No. 132/10/02  
Ranholla Road | Near K.S.Dharam Kanta  
Mundka | Delhi-110 041 | India.  
[www.kingdom.me](http://www.kingdom.me)



Dyed Veneer Factory : **Tamilnadu, India**

For any Technical Query Please Contact: [td.dyedveneer@kingdom.me](mailto:td.dyedveneer@kingdom.me)

